



# Industry Leadership Council

Oct. 27, 2020





[Sign-In Form](#)



# Agenda

- [Sign-in](#)
- Meeting norms and practices
- Introductions: Name, Organization (Chat)
- Purpose and Goal of ILC
- Review High-quality CTE Program Framework
- Summary of meeting #1
- Overview of current programs
- Introduction to P-TECH
- Solicit Input: Teacher training, student experiences
- Opportunities for engagement
- Planning for next meeting

# Meeting Norms and Practices

-  *Mute until you wish to address the group*
-  *Keep your video on as much as possible*
-  *Introduce yourself the first time you speak up*
-  *Post questions or comments in the chat*

# Introductions

*In the chat...*


Name, Organization,  
Favorite Halloween Treat



INCLUSION | ACCESS | EQUITY | DIVERSITY

*In recognition and celebration of  
Latasha Wilson, CTE Coordinator*

She is serving as one of 33  
mentors across the nation, and  
one of only 3 in Texas!



**Purpose:** To engage leaders from industry, community, and academia to identify tactical actions to develop, improve, and sustain high-quality career and technical education programs in Pflugerville ISD

- *Curriculum*
- *Equipment and software*
- *Facilities*
- *Labor market alignment*
- *Teacher training*
- *Credentials*
- *Student experiences*
- *Employability training*

# 12 Elements of a High-quality CTE Program of Study

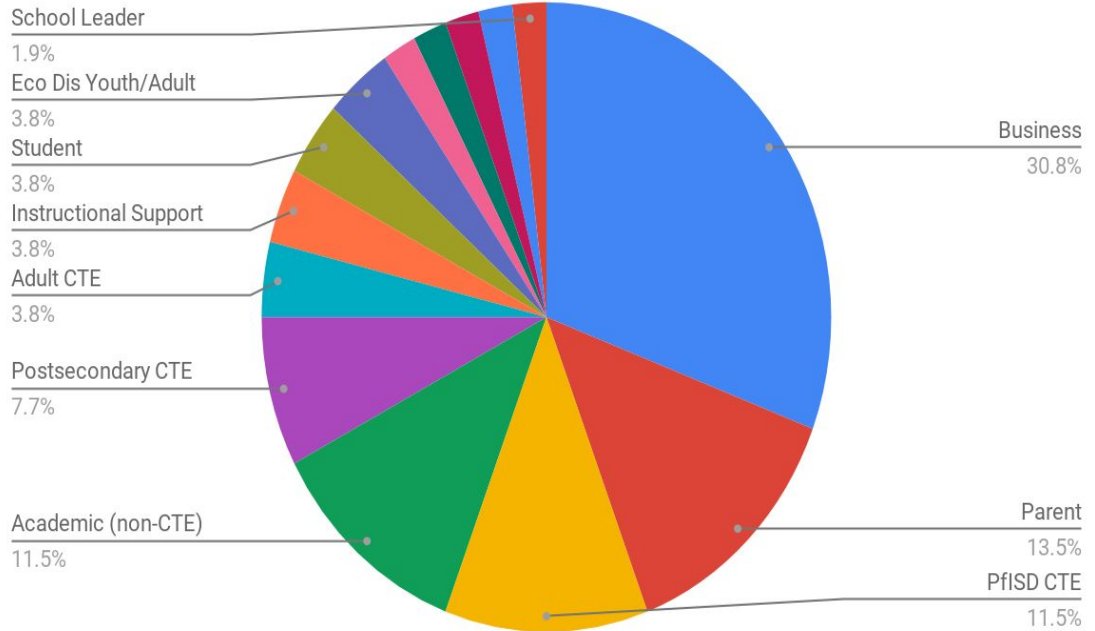
1. *Standards-aligned and Integrated Curriculum*
2. *Sequencing and Articulation*
3. *Student Assessment*
4. *Prepared and Effective Program Staff*
5. *Engaging Instruction*
6. *Access and Equity*
7. *Facilities, Equipment, Technology and Materials*
8. *Business and Community Partnerships*
9. *Student Career Development*
10. *CTSOs*
11. *Work-based Learning*
12. *Data and Program Improvement*



# ILC Meeting #1: Summary

- Area of need identified: Manufacturing
- Math (including finance) and communication skills are vital
- Students need to experience relevant, authentic learning experiences and develop portfolios
- Raising awareness of career options is important

Meeting 1 Participation



[Sign-In Form](#)





# PfISD CTE Programs of Study

<b>Endorsement</b>	<b>Program of Study</b>	<b>Certification</b>	<b>Postsecondary Credit</b>	<b>CTSO</b>	<b>WBL</b>	<b><u>Targeted Occupation ?</u></b>
Business / Industry	<b>Culinary Arts</b>	ServSafe Manager	none	FCCLA	Yes	
Business / Industry	<b>Business Management</b>	Microsoft Office Specialist	Articulated credit with ACC	BPA	No	<a href="#"><u>Management Analysts</u></a> <a href="#"><u>Administrative Assistants</u></a>
Business / Industry	<b>Accounting and Financial Services</b>	Intuit QuickBooks User	Articulated credit with ACC	BPA	Yes	<a href="#"><u>Accountants</u></a> <a href="#"><u>Bookkeeper</u></a> <a href="#"><u>Clerks</u></a>
Business / Industry	<b>Marketing and Sales</b>	Entrepreneurship and Small Business	none	BPA	No	
Business / Industry	<b>Design and Multimedia Arts</b>	Adobe Certified Associate	Articulated credit with ACC	BPA	No	

<b>Endorsement</b>	<b>Program of Study</b>	<b>Certification</b>	<b>Postsecondary Credit</b>	<b>CTSO</b>	<b>WBL</b>	<b><u>Targeted Occupation ?</u></b>
Business / Industry	<b>Digital Communications (A/V Production)</b>	Adobe Certified Associate	Articulated credit with ACC	No	Yes	
Business / Industry	<b>Animal Science</b>	Certified Veterinary Assistant	none	FFA	Yes	
Business / Industry	<b>Applied Agricultural Engineering</b>	Safety/Pollution Prevention	Articulated credit with ACC	FFA	No	
Business / Industry	<b>Plant Science</b>	none	none	FFA	No	
Business / Industry	<b>Carpentry</b>	OSHA 30 Hour	Articulated credit with ACC	SkillsUSA	No	<a href="#"><u>Carpenters</u></a>

<b>Endorsement</b>	<b>Program of Study</b>	<b>Certification</b>	<b>Postsecondary Credit</b>	<b>CTSO</b>	<b>WBL</b>	<b><u>Targeted Occupation ?</u></b>
Business / Industry	<b>IT Support and Services, Networking</b>	CompTIA A+ CompTIA Network+	Articulated credit with ACC	no	No	<a href="#"><u>Computer User Support Network Administrator</u></a>
Business / Industry	<b>Automotive</b>	ASE Maintenance and Light Repair-entry level	Articulated credit with ACC	SkillsUSA	No	<a href="#"><u>Auto Service Technicians &amp; Mechanics</u></a>
Public Service	<b>Emergency Services</b>	Basic Fire EMT Basic	none	TPSA HOSA	Yes	<a href="#"><u>EMT and Paramedics</u></a>
Public Service	<b>Family and Community Services</b>	none	none	FCCLA	No	
Public Service	<b>Healthcare Therapeutic</b>	Certified Clinical Medical Assistant EMT Basic	none	HOSA	Yes	<a href="#"><u>Medical Assistants Medical Lab Technician</u></a>

<b>Endorsement</b>	<b>Program of Study</b>	<b>Certification</b>	<b>Postsecondary Credit</b>	<b>CTSO</b>	<b>WBL</b>	<b><u>Targeted Occupation ?</u></b>
Public Service	<b>Teaching and Training</b>	Educational Aide I	none	TAFE FCCLA	Yes	
STEM	<b>Biomedical Science</b>	EKG Tech.	Out of state	HOSA	No	
STEM	<b>Engineering</b>	none	Out of state	TSA	No	<a href="#"><u>Civil Engineering Technician</u></a>
STEM	<b>Programming and Software Development</b>	none	If Advanced Placement exam is taken, score 3 or higher	BPA	No	<a href="#"><u>Computer Programmers Software Developers</u></a>



# Overview of P-Tech Academies

*Jackie Yekpabo, P-TECH Coordinator*  
[Presentation link](#)



# Break Out #1

## Teacher Training

*Break-out Groups*

**Group 1:** [Jamboard link](#)

**Group 2:** [Jamboard link](#)

*12 minutes*

The slide features a vibrant, abstract background composed of various geometric shapes. In the top left, there are orange and black circles, a teal semi-circle, and a dotted orange line. The top right is filled with a large black circle, orange outlines of a circle and triangle, and a teal semi-circle. The bottom left contains a black rectangle, an orange rectangle, and a teal semi-circle. The bottom right features a large orange triangle, a black L-shaped corner, a teal semi-circle, and several orange rectangles. A vertical dotted orange line runs down the right side, and a horizontal dotted orange line is at the bottom. The text 'Share Out' is prominently displayed in the center-left, with 'Whole Group' below it and '3 minutes' in a teal font inside a large orange triangle at the bottom right.

# Share Out

*Whole Group*

*3 minutes*





# Break Out #2

## Student Experiences

*Break-out Groups*

**Group 1:** [Jamboard link](#)

**Group 2:** [Jamboard link](#)

*12 minutes*

The slide features a vibrant, abstract background composed of various geometric shapes. These include solid and outlined circles, triangles, rectangles, and semi-circles in shades of orange, black, and teal. Some shapes are filled, while others are just outlines. There are also patterns of small dots in orange and black scattered throughout the design.

# Share Out

*Whole Group*

*3 minutes*



# Opportunities for Engagement

*Building Successful Partnerships:  
Partner Resource Guide*



# Next Meeting

*Spring 2021*

*Future Programs of Study*



# Q & A

*Thank you for your participation!*